



SY-20,10,10H,10HS


Y type	Basket	Duplex	Temporary
Stainless steel	Nylon	Carbon steel	Easy plug
Pipe end core	One-touch	With fine mesh	Davit



SY-20



SY-10



SY-10HS

■ Features

1. High-flow-rate marine type with the largest possible filtration area in view of decrease in flow rate caused by clogging.
2. Stainless steel screen with 80 mesh as standard.

■ Specifications

Model		SY-20-10	SY-20-20	SY-10-30
Application		Steam, Air, Cold and hot water, Oil, Other non-dangerous fluids		
Nominal size		15A-150A		15A-250A
Maximum pressure		1.0 MPa	2.0 MPa	3.0 MPa
Maximum temperature		260°C		260°C *1
Material	Body	Cast carbon steel		
	Screen	Stainless steel		
Screen	Perforation	φ 6-8P		
	Mesh	Standard 80 mesh		
Connection		JIS 10K RF flanged	JIS 20K RF flanged	JIS 30K RF flanged

· Available with 20 to 100mesh screen. (SY-20 is 20 to 60 mesh)

· Available with JIS 10K, 20K flanged for SY-10.

*1 If the temperature is over 260°C, please contact us.

High-pressure gas approved products

Model	SY-10H-10	SY-10H-20	SY-10H-30	SY-10HS-10	SY-10HS-20	SY-10HS-30
Application	High-pressure gas, Steam, Cold and hot water, Other non-dangerous fluids					
Nominal size	15A-100A					
Maximum pressure	1.0 MPa	2.0 MPa	3.0 MPa	1.0 MPa	2.0 MPa	3.0 MPa
Maximum temperature	350°C		300°C	350°C		300°C
Material	Body	Cast carbon steel			Cast stainless steel	
	Screen	Stainless steel				
Screen	Perforation	φ 6-8P				
	Mesh	Standard 80 mesh				
Connection	JIS 10K RF flanged	JIS 20K RF flanged	JIS 30K RF flanged	JIS 10K RF flanged	JIS 20K RF flanged	JIS 30K RF flanged

- Available with 20 to 100 mesh screen.
- When ordering, please inform application, pressure, material and things as follows.
 (1) Name of end user (2) Installing place (3) Normal operation pressure and temperature [Normal operation pressure and temperature for high-pressure gas means, the maximum pressure and temperature which the gas may transform into normal gas or liquefied gas under normal operation.]

■Dimensions (mm) and Weight (kg)

· SY-20-10, SY-20-20

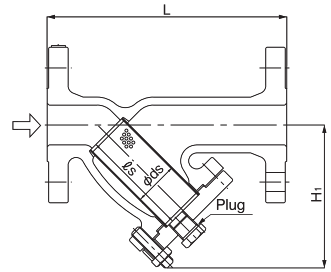
Nominal size	L	H ₁	ds	zs	Plug	Weight
15A	160	104	25	65.5 (56.5)	R 3/8	3.0 (3.2)
20A	160	113	30	71.5 (67.5)	R 3/8	3.7 (4.0)
25A	180	122	33	76.0 (75.0)	R 3/8	4.8 (5.9)
32A	240	154	55	105.0(101.0)	R 1/2	8.0 (9.3)
40A	240	154	55	105.0(101.0)	R 1/2	8.0 (9.3)
50A	260	174	57	112.0(114.5)	R 1/2	10.5(13.0)
65A	275	187	74	130.0(124.0)	R 1/2	14.3(15.8)
80A	290(360)	241	90	163.0(167.0)	R 3/4	18.3(28.0)
100A	362	280	114	187.0	R 3/4	34.2(37.8)
125A	420(415)	330	140	224.5	R 3/4	46.3(57.0)
150A	520	386	184	308.5	R 3/4	75.1(82.8)

· The value in () is dimensions and weights of SY-20-20.

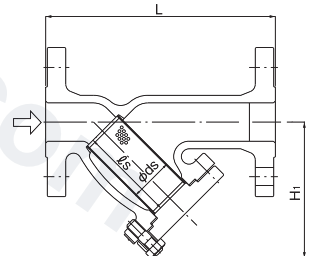
· SY-10-30, SY-10H-10HS (10K-20K-30K)

Nominal size	L	H ₁	ds	zs	Plug
15A	180	100	24	70	R 1/2
20A	180	100	24	70	R 1/2
25A	200	113	33	80	R 1/2
32A	240(220)	140(138)	46	100	R 1/2
40A	240(220)	140(138)	46	100	R 1/2
50A	275(250)	170(165)	56	120	R 1/2
65A	310(300)	188(180)	73	125	R 1/2
80A	345(320)	215(210)	88	145	R 1/2
100A	395(380)	275(270)	108	200	R 1/2
125A	470(450)	325(310)	138	230	R 3/4
150A	520(500)	380(375)	158	280	R 3/4
200A	655(600)	475(470)	208	350	R 3/4
250A	780(745)	580	270	450	R 1

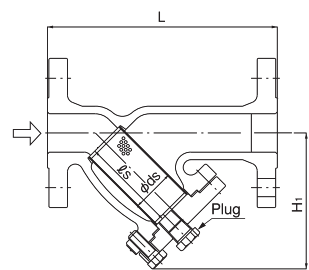
- SY-10H-10HS size is from 15A to 100A.
- SY-10H-10HS has no plug.
- The value in () is dimensions of SY-10 (10K).



SY-20



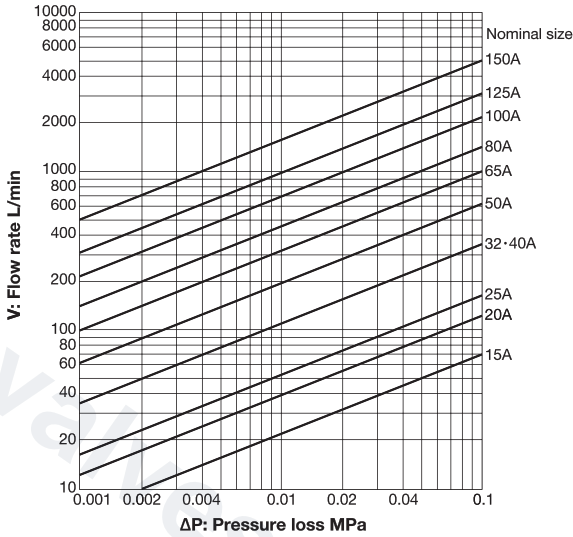
SY-10H-10HS



SY-10

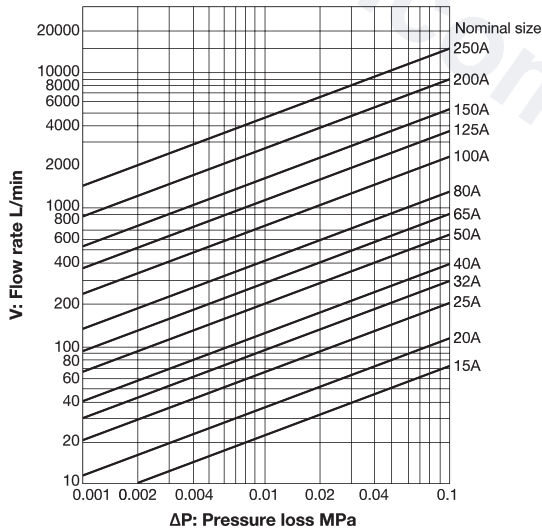
SY-20 Strainer Pressure Loss Chart (For Water)

· Screen: Perforation = ϕ 6-8P, Mesh = 80 mesh



SY-10 Strainer Pressure Loss Chart (For Water)

· Screen: Perforation = ϕ 6-8P, Mesh = 80 mesh



Please refer to P. 12 for the information about how to look the chart, and calculating example.